



January 14, 2019

Philippine Stock Exchange
6/F Philippine Stock Exchange Tower
28th Street corner 5th Avenue
Bonifacio Global City, Taguig City



Attention: Ms. Janet A. Encarnacion
Head - Disclosure Department

Gentlemen:

In compliance with the requirement as set forth in Section 17.12 of the Philippine Stock Exchange Revised Disclosure Rules, we submit herewith the list of the top 100 stockholders of PLDT Inc. together with the PCD Beneficial Ownership Report as of December 31, 2018.

Very truly yours,

PLDT Inc.


MA. LOURDES C. RAUSA-CHAN
Corporate Secretary


PLDT Inc.
PRINCIPAL STOCKHOLDERS AS OF DECEMBER 31, 2018
(Common Capital Stock)

	<u>Nationality</u>	<u>No. of Shares Held (Of Record)</u>	<u>Amount of Holding (at par)</u>	<u>App. % to Total Outstanding Common Stock</u>
1. PCD Nominee Corporation	Various	48,595,165) P	242,975,825	
	Filipino	31,689,220)	158,446,100	37.16%
2. Phil. Telecommunications Investment Corp.	Filipino	26,034,263	130,171,315	12.05%
3. NTT DOCOMO, INC.	Japanese	22,796,902	113,984,510	10.55%
4. J. P. Morgan Hongkong Nominees Limited	Hong Kong	22,690,669	113,453,345	10.50%
5. Metro Pacific Resources, Inc.	Filipino	21,556,676	107,783,380	9.98%
6. JG Summit Holdings, Inc.	Filipino	17,208,753	86,043,765	7.96%
7. NTT Communications Corporation	Japanese	12,633,487	63,167,435	5.85%
8. Social Security System	Filipino	8,338,378	41,691,890	3.86%
9. Pan-Malayan Management & Inv Corp.	Filipino	781,124	3,905,620	0.36%
10. Manuel V. Pangilinan	Filipino	253,450	1,267,250	0.12%
11. Malayan Insurance Co., Inc.	Filipino	253,000	1,265,000	0.12%
12. James L. Go	Filipino	135,914	679,570	0.06%
13. Alfonso T. Yuchengco	Filipino	118,458	592,290	0.05%
14. Albert F. &/or Margaret Gretchen V. Del Rosario	Filipino	106,780	533,900	0.05%
15. Edward A. Tortorici &/or Anita R. Tortorici	American	96,874	484,370	0.04%
16. Express Holdings, Inc.	Filipino	86,723	433,615	0.04%
17. Enrique T. Yuchengco, Inc.	Filipino	59,868	299,340	0.03%
18. Mechatrends Contractors Corporation	Filipino	50,000	250,000	0.02%
19. JDC Investment Realty Enterprises, Inc.	Filipino	47,708	238,540	0.02%
20. Hare & Company	American	34,511	172,555	0.02%
21. Sze Ye Se	Filipino	30,000	150,000	0.01%
22. George R. Verstraete	American	29,744	148,720	0.01%
23. Traders Royal Bank	Filipino	29,682	148,410	0.01%
24. Wong Kin Man	Filipino	23,988	119,940	0.01%
25. Hyde Management & Resource Corp.	Filipino	21,957	109,785	0.01%
26. Makati Supermarket Corp.	Filipino	20,810	104,050	0.01%
27. George Litton, Jr.	Filipino	19,182	95,910	0.01%
28. Hospital de San Juan de Dios, Inc.	Filipino	17,932	89,660	0.01%
29. Bankers Assurance Corp.	Filipino	17,500	87,500	0.01%
First Nationwide Assurance Corp.	Filipino	17,500	87,500	0.01%
30. Ma. Lourdes Tuason	Filipino	17,426	87,130	0.01%
31. Edmundo Reyes II	Filipino	15,277	76,385	0.01%
32. Ma. Violetta O. Reyes	Filipino	15,136	75,680	0.01%
33. Maria Del Carmen Vega	Filipino	15,135	75,675	0.01%
34. ABV Inc.	Filipino	15,000	75,000	0.01%
35. Neil A. Cola Cust Veronica A. Cola UGMA	American	14,786	73,930	0.01%
36. Macrina Leyson	Filipino	14,758	73,790	0.01%
37. Ma. Angela Barreto	Filipino	14,454	72,270	0.01%
38. Philippine Remnants Co., Inc.	Filipino	14,400	72,000	0.01%
39. Elizabeth Gokongwei	Filipino	13,050	65,250	0.01%
40. Ray C. Espinosa	Filipino	13,043	65,215	0.01%
41. Cesar C. Zalamea	Filipino	12,680	63,400	0.01%


msb

	<u>Nationality</u>	<u>No. of Shares Held (Of Record)</u>	<u>Amount of Holding (at par)</u>	<u>App. % to Total Outstanding Common Stock</u>
42. Amina Inc.	Filipino	11,905	59,525	0.01%
43. Metropolitan Bank and Trust Co-Trust Banking Group as custodian on behalf of Exchange Bondholders in respect of US\$200,000,000 Exchange Bonds due 2006	Filipino	11,653	58,265	0.01%
44. Claro Carmelo P. Ramirez	Filipino	11,500	57,500	0.01%
45. Osong Devt. Ent. Inc.	Filipino	11,400	57,000	0.01%
46. Anabelle L. Chua	Filipino	11,258	56,290	0.01%
47. Ho Allan Kon-Him	Hongkong	10,278	51,390	0.00%
48. Antonino T. Aquino &/or Evelina Aquino	Filipino	10,124	50,620	0.00%
49. Wilmington Trust Company	American	10,110	50,550	0.00%
50. George T. Yap	Filipino	10,098	50,490	0.00%
51. Shining Investment	Filipino	9,844	49,220	0.00%
52. Eddie Hao or Nida L. Hao	Filipino	9,800	49,000	0.00%
J. L. Holding Corp.	Filipino	9,800	49,000	0.00%
53. Smith Kline & French Overseas Co.	American	9,728	48,640	0.00%
54. Carmel of the D I Jesus of Prague Inc.	Filipino	9,620	48,100	0.00%
55. Alice Chen	Filipino	9,570	47,850	0.00%
56. Manila Memorial Park Cemetery Inc.	Filipino	9,241	46,205	0.00%
57. Wesley F. Cola	American	8,812	44,060	0.00%
58. Ma. Luz Natividad Lim	Filipino	8,615	43,075	0.00%
59. Richard J. O'Brien & E. O'Brien JT	American	8,520	42,600	0.00%
60. Y Realty Corporation	Filipino	8,433	42,165	0.00%
61. Karl A. Spahlinger	American	8,406	42,030	0.00%
62. Patrice Tarsey	American	8,316	41,580	0.00%
63. Community Formation	Filipino	8,067	40,335	0.00%
64. Vicente Limqueco	Filipino	8,062	40,310	0.00%
65. Roberta M. Faustino	Filipino	8,000	40,000	0.00%
66. Katrina K. Limcaoco	Filipino	7,912	39,560	0.00%
67. Betty Chen	Filipino	7,748	38,740	0.00%
68. Mabuhay Vinyl Corp. Empl. Ret. Plan	Filipino	7,598	37,990	0.00%
69. San Carlos Seminary	Filipino	7,140	35,700	0.00%
70. TST Realty Inv. Corp.	Filipino	7,074	35,370	0.00%
71. Alicia A. Avena	Filipino	7,018	35,090	0.00%
72. Andres Romero	Filipino	7,005	35,025	0.00%
73. Trinity College of QC	Filipino	6,936	34,680	0.00%
74. Ronald H. Markarian	American	6,572	32,860	0.00%
75. Milton Mardirosian & Nancy & Anahid Mardirosian JT	American	6,568	32,840	0.00%
76. A T Yuchengco Inc.	Filipino	6,528	32,640	0.00%
77. Rev. Fr. Ciceron Tumbocon	Filipino	6,518	32,590	0.00%
78. Alfonso S. Teh	Filipino	6,500	32,500	0.00%
79. Frank Pao	Filipino	6,446	32,230	0.00%
80. Siliman University	Filipino	6,438	32,190	0.00%
81. Napoleon L. Nazareno	Filipino	6,427	32,135	0.00%
82. Ma. Lourdes Valderrama	Filipino	6,406	32,030	0.00%
83. RP Land Dev. Corp.	Filipino	6,402	32,010	0.00%
84. Arthur Douglas Joseph Urquiola	Filipino	6,374	31,870	0.00%
85. Samson Investment Corp.	Filipino	6,182	30,910	0.00%
86. SMC/San Miguel Corp.	Filipino	6,148	30,740	0.00%

Handwritten signature

	<u>Nationality</u>	<u>No. of Shares Held (Of Record)</u>	<u>Amount of Holding (at par)</u>	<u>App. % to Total Outstanding Common Stock</u>
87. Phil. Development Alternative Foundation	Filipino	5,982	29,910	0.00%
88. Mico Equities, Inc.	Filipino	5,900	29,500	0.00%
89. Manila Electric Company	Filipino	5,865	29,325	0.00%
90. Leticia T. Yap	Filipino	5,796	28,980	0.00%
91. Phil. Overseas Telecommunications	Filipino	5,764	28,820	0.00%
92. Ricardo C. Rodriguez	Filipino	5,712	28,560	0.00%
93. Society of the Divine Word	Filipino	5,540	27,700	0.00%
94. Go Hoc & Sons Inc.	Filipino	5,456	27,280	0.00%
95. Petrona Bucad	Filipino	5,418	27,090	0.00%
96. San Carlos Seminary Meersschaert Foundation	Filipino	5,402	27,010	0.00%
97. Jesus C. Pasicolan	Filipino	5,400	27,000	0.00%
98. George N. Lim	Filipino	5,256	26,280	0.00%
99. CBNA MLA OBO AC 6011800001	American	5,218	26,090	0.00%
100. Fe M. Vidar	Filipino	5,170	25,850	0.00%
		<u>214,432,342</u>	P <u>1,072,161,710</u>	

CERTIFIED CORRECT:


MA. LOURDES C. RAUSA-CHAN
 Corporate Secretary 

NOTE: The total outstanding shares reported by our transfer agent, BDO Unibank, Inc., as of December 31, 2018 is 216,055,775.

BENEFICIAL OWNER REPORT

Company Code - TEL0000000 & Company Name - PLDT INC.

Business Date: December 28, 2018

BPNAME	HOLDINGS
THE HONGKONG AND SHANGHAI BANKING CORP. LTD. -CLIENTS' ACCT.	17,478,608
DEUTSCHE BANK MANILA-CLIENTS A/C	13,044,571
STANDARD CHARTERED BANK	8,981,054
CITIBANK N.A.	7,752,880
CLSA PHILIPPINES, INC.	7,657,347
GOVERNMENT SERVICE INSURANCE SYSTEM	4,458,898
THE HONGKONG AND SHANGHAI BANKING CORP. LTD. -CLIENTS' ACCT.	3,857,117
SOCIAL SECURITY SYSTEM	2,819,156
COL Financial Group, Inc.	1,609,468
MBTC - TRUST BANKING GROUP	1,595,637
BANCO DE ORO - TRUST BANKING GROUP	1,215,264
RCBC SECURITIES, INC.	860,951
BPI SECURITIES CORPORATION	742,002
FIRST METRO SECURITIES BROKERAGE CORP.	739,353
RCBC TRUST & INVESTMENT DIVISION	592,642
BDO SECURITIES CORPORATION	584,939
WEALTH SECURITIES, INC.	545,083
MALAYAN INSURANCE COMPANY, INC.	532,356
SB EQUITIES, INC.	338,878
PNB TRUST BANKING GROUP	288,227
MAYBANK ATR KIM ENG SECURITIES, INC.	267,094
TOWER SECURITIES, INC.	161,507
YAO & ZIALCITA, INC.	154,378
PAPA SECURITIES CORPORATION	141,766
SECURITIES SPECIALISTS, INC.	135,403
AP SECURITIES INCORPORATED	135,320
AB CAPITAL SECURITIES, INC.	124,382
UCPB SECURITIES, INC.	118,335
BANKERS ASSURANCE CORP.	112,083
PHILIPPINE EQUITY PARTNERS, INC.	111,318
PHILSTOCKS FINANCIAL INC	99,658
UNICAPITAL SECURITIES INC.	98,986
DEUTSCHE BANK MANILA-CLIENTS A/C	86,844
UNITED COCONUT PLANTERS BANK-TRUST BANKING	82,791
R. NUBLA SECURITIES, INC.	81,720
EASTERN SECURITIES DEVELOPMENT CORPORATION	77,499
IMPERIAL, DE GUZMAN, ABALOS & CO., INC.	74,739
R. COYIUTO SECURITIES, INC.	71,088
EVERGREEN STOCK BROKERAGE & SEC., INC.	70,358
REGINA CAPITAL DEVELOPMENT CORPORATION	64,966
SOLAR SECURITIES, INC.	57,585
FIRST NATIONWIDE ASSURANCE CORP.	56,821
ASIASEC EQUITIES, INC.	56,258
MDR SECURITIES, INC.	54,494
BELSON SECURITIES, INC.	53,736
SSS PROVIDENT FUND	53,469
E. CHUA CHIACO SECURITIES, INC.	53,198

BPNAME	HOLDINGS
INVESTORS SECURITIES, INC,	52,348
BDO NOMURA SECURITIES INC	51,516
DAVID GO SECURITIES CORP.	50,009
CHINA BANKING CORPORATION - TRUST GROUP	49,180
GLOBALINKS SECURITIES & STOCKS, INC.	47,780
UNITED COCONUT PLANTERS LIFE ASSURANCE CORPORATION	47,000
R. S. LIM & CO., INC.	46,259
ABACUS SECURITIES CORPORATION	45,859
GUILD SECURITIES, INC.	45,313
RCBC TRUST & INVESTMENT DIVISION - VARIOUS TAXABLE ACCTS	43,658
VALUE QUEST SECURITIES CORPORATION	42,453
STRATEGIC EQUITIES CORP.	39,947
TRITON SECURITIES CORP.	39,773
OPTIMUM SECURITIES CORPORATION	38,129
THE FIRST RESOURCES MANAGEMENT & SECURITIES CORP.	38,041
ANSALDO, GODINEZ & CO., INC.	37,994
F. YAP SECURITIES, INC.	35,209
YU & COMPANY, INC.	34,079
QUALITY INVESTMENTS & SECURITIES CORPORATION	33,943
A. T. DE CASTRO SECURITIES CORP.	33,829
SUMMIT SECURITIES, INC.	33,629
A & A SECURITIES, INC.	33,077
MERCANTILE SECURITIES CORP.	32,251
BA SECURITIES, INC.	31,085
CAMPOS, LANUZA & COMPANY, INC.	31,079
MANDARIN SECURITIES CORPORATION	30,944
ASTRA SECURITIES CORPORATION	30,357
SunSecurities, Inc.	29,690
MAA GENERAL ASSURANCE PHILS., INC.	28,505
STAR ALLIANCE SECURITIES CORP.	27,990
STANDARD SECURITIES CORPORATION	27,480
JSG SECURITIES, INC.	25,340
B. H. CHUA SECURITIES CORPORATION	24,222
PNB SECURITIES, INC.	24,115
LUCKY SECURITIES, INC.	23,776
CITISECURITIES, INC.	22,932
AB CAPITAL & INVESTMENT CORP. - TRUST & INVESTMENT DIV.	22,471
J.M. BARCELON & CO., INC.	21,645
ASIA UNITED BANK - TRUST & INVESTMENT GROUP	21,150
GOLDSTAR SECURITIES, INC.	20,921
UCPB GENERAL INSURANCE CO., INC.	20,795
FIRST ORIENT SECURITIES, INC.	19,501
DIVERSIFIED SECURITIES, INC.	18,489
MERIDIAN SECURITIES, INC.	18,295
MAPFRE INSULAR INSURANCE CORPORATION-NON LIFE	18,000
S.J. ROXAS & CO., INC.	17,712
PREMIUM SECURITIES, INC.	17,637
I. B. GIMENEZ SECURITIES, INC.	17,598
SARANGANI SECURITIES, INC.	17,510
DEUTSCHE REGIS PARTNERS, INC.	17,025
VENTURE SECURITIES, INC.	16,475
EAGLE EQUITIES, INC.	15,776
HDI SECURITIES, INC.	15,273

BPNAME	HOLDINGS
UPCC SECURITIES CORP.	13,900
KING'S POWER SECURITIES, INC.	13,330
RTG & COMPANY, INC.	13,214
BERNAD SECURITIES, INC.	12,970
AURORA SECURITIES, INC.	12,168
LUYS SECURITIES COMPANY, INC.	11,135
UNITED FUND, INC.	11,000
NATIONAL REINSURANCE CORPORATION OF THE PHILIPPINES	10,780
TANSENGCO & CO., INC.	10,503
BDO-TIG SECURITIES SERVICES	10,180
DA MARKET SECURITIES, INC.	9,869
CUALOPING SECURITIES CORPORATION	9,070
SUPREME STOCKBROKERS, INC	9,000
PAN ASIA SECURITIES CORP.	8,654
VICA SERVICES & MANAGEMENT CORPORATION	8,550
CENTURY SECURITIES CORPORATION	8,000
EQUITIWORLD SECURITIES, INC.	7,937
H. E. BENNETT SECURITIES, INC.	7,810
SINCERE SECURITIES CORPORATION	7,495
G.D. TAN & COMPANY, INC.	7,247
FIRST INTEGRATED CAPITAL SECURITIES, INC.	6,918
LITONJUA SECURITIES, INC.	6,669
TRI-STATE SECURITIES, INC.	6,535
LAND BANK OF THE PHILIPPINES-TRUST BANKING GROUP	6,205
INTRA-INVEST SECURITIES, INC.	6,168
SALISBURY BKT SECURITIES CORPORATION	6,001
TIMSON SECURITIES, INC.	5,965
IGC SECURITIES INC.	5,285
BANK OF COMMERCE - TRUST SERVICES GROUP	4,880
I. ACKERMAN & CO., INC.	4,773
ALPHA SECURITIES CORP.	4,722
GOLDEN TOWER SECURITIES & HOLDINGS, INC.	4,452
ALAKOR SECURITIES CORPORATION	4,185
PLATINUM SECURITIES, INC.	4,020
ARMSTRONG SECURITIES, INC.	3,048
NEW WORLD SECURITIES CO., INC.	3,019
LOPEZ, LOCSIN, LEDESMA & CO., INC.	2,893
WESTLINK GLOBAL EQUITIES, INC.	2,779
LARRGO SECURITIES CO., INC.	2,579
CHINA BANK SECURITIES CORPORATION	2,356
COHERCO SECURITIES, INC.	1,900
JAKA SECURITIES CORP.	1,804
DBP-DAIWA CAPITAL MARKETS PHILIPPINES, INC.	1,325
BENJAMIN CO CA & CO., INC.	1,262
ASIA PACIFIC CAPITAL EQUITIES & SECURITIES CORP.	1,099
FIDELITY SECURITIES, INC.	955
APEX PHILIPPINES EQUITIES CORPORATION	664
PHIL-PROGRESS SECURITIES CORPORATION	600
EAST WEST CAPITAL CORPORATION	545
COCOPLANS, INC.	500
AAA SOUTHEAST EQUITIES, INCORPORATED	418
MACQUARIE CAPITAL SECURITIES (PHILIPPINES), INC.	383
EASTWEST BANKING CORPORATION - TRUST DIVISION	340

BPNAME	HOLDINGS
R & L INVESTMENTS, INC.	326
UOB KAY HIAN SECURITIES (PHILS.), INC.	145
WONG SECURITIES CORPORATION	130
VICSAL SECURITIES & STOCK BROKERAGE, INC.	115
E.SECURITIES, INC.	111
MOUNT PEAK SECURITIES, INC.	56
TRANS-ASIA SECURITIES, INC.	50
EQUITABLE SECURITIES (PHILS.) INC.	44
MARINO OLONDRIZ Y CIA	20
TRENDLINE SECURITIES CORPORATION	15
HK SECURITIES, INC.	12
LIPPO SECURITIES, INC.	8
PRYCE SECURITIES, INC.	3

If no written notice of any error or correction is received by PDTC within five (5) calendar days from receipt hereof, you shall be deemed to have accepted the accuracy and completeness of the details indicated in this report.

This document is computer generated and requires no signature.